



**SANTERRA**<sup>TM</sup>  
STONECRAFT

**LANDSCAPE**







*Santerra Stonecraft is deeply committed to maintaining the industry's highest standards of customer service and support. We extend this commitment to everyone with whom we interact – from landscape architects and contractors, to end users who request our products in distributor showrooms. We listen to our customers needs and strive every day to earn the credibility that has been associated with our family name and our operations since 1945. As the company's third-generation president, I remain personally committed to meeting and exceeding this high standard.*

*Joe Santarossa, President  
Santerra Stonecraft*







MANOR SLATE 80 - WINDSOR GREY

## CONTENTS

- 4 Our History
- 6 Slabs
- 16 Paving Stones
- 28 Retaining Walls
- 40 Accents
- 47 Accessories
- 48 Data

## LEGEND

-  Vehicular Traffic
-  Pedestrian Traffic
-  Permeable/Eco-Friendly
-  Plate Compactor Permitted  
(Rubber Mat Required)
-  No Tamper



# OUR FAMILY – OUR TRADITION – OUR PROMISE

The Santarossa family has been in the concrete industry for over 70 years. In 1945, Joachim Santarossa and his sons Joseph and Marino, all concrete tradesmen who worked on various projects in Windsor-Essex County, decided it was time to forge their own mark in the business world. The trio started their own concrete Redi-Mix business with one small truck and a few wheelbarrows. Today, J. Santarossa & Sons Ltd. has evolved into one of the most elite Redi-mix concrete producers in Windsor- Essex County, with a fleet of 15 trucks and a state-of-the-art pre-mixed batch plant.

By 1984, Joseph Santarossa along with his children: Joseph Jr., Tony, and Robin, recognized the need for concrete masonry and landscape products within the Windsor market. The Santarossa family then expanded their operation from that of a Redi-Mix concrete producer and supplier, to a manufacturer and distributor of masonry and landscape products. This resulted in the establishment of Santsar Industries Inc., a speciality stone and masonry product company. Over the next two decades, Santsar grew into one of the largest manufacturers in Southwestern Ontario of concrete blocks, brick, interlocking paving stones, and retaining walls.



In 2008, as Santsar Industries Inc. neared its 25th anniversary with Joseph Jr. as President, a celebratory company rebranding project was underway. This renaming process considered the company's familial roots, its business excellence and legacy, as well as its innovative vision for continued growth and development through consumer marketing. The result: Santerra Stonecraft, a modern-day reference to the natural world melded with the highly reputable family foundation and business name.

Today, Santerra Stonecraft is equipped with two state-of-the-art facilities where the company produces a wide array of residential and commercial masonry and landscape products and an advanced natural stone fabricating plant. Santerra is also a distributor of many fine product lines that offer clay brick, building stone (natural and man-made), thin- veneer stone, as well as accessories for all masonry and landscape projects. Santerra has an extensive dealer network throughout Ontario, Michigan, Ohio and Indiana and strives to grow this network with each passing year.

Santerra Stonecraft is committed to upgrading its equipment and tools to remain at the cutting edge of manufacturing technology. This allows the company to ensure quality control and to develop new and innovative products. Santerra manufactures all products to exceed CSA and ASTM standards. Furthermore, all products are supported by our quality assurance and lifetime guarantee.

Santerra Stonecraft proudly honours its legacy and remains a family owned and operated company. The management team consists of third and fourth generation family members who continue to uphold their foundational principles of honesty, integrity, and distribution of the highest quality products to all customers.







# SLABS

*From traditional shapes and surface textures to sleek lines and modern surfaces. The choices available in our slab collection allow for an endless variety of creative combinations.*

*Weather-Resistant  Timeless Patterns  Ageless Textures*







MANOR SLATE 60 PAVERS – WINDSOR GREY / FORTRESS WALL – EBONY BLACK / TUDOR EDGE – EBONY BLACK

## SLABS

- 8 Manor Smooth XL
- 10 Manor Slate 60
- 12 Manor Smooth 60
- 14 Patio Slab










## COLOURS



ASPEN RANGE



EBONY BLACK



QUARRY WHITE



SHALE



SILVERSTONE



WINDSOR GREY

# MANOR SMOOTH XL

Manor Smooth XL exudes elegance while remaining minimalistic in its appearance. Its large format and smooth surface make it an ideal choice for any patio, pathway, or pool deck.

Stone data available on Page 48.

## SIZES



60 x 494 x 824 (mm)  
2.375" x 19.45" x 32.44" (in)



# MANOR SLATE 60

Inspired from the rich texture of natural cut flagstone, Manor Slate 60 is ideal for patios and pool decks. Your completed projects will have a natural appearance that combines modern sleek lines with a traditional texture for a timeless installation.

Stone data available on Page 48.

## COLOURS




ASPEN RANGE



CLAYBOURNE



EBONY BLACK



SHALE



SILVERSTONE



WINDSOR GREY

## SIZES



A STONE

60 x 330 x 165 (mm)  
2.375" x 13" x 6.5" (in)



B STONE

60 x 330 x 330 (mm)  
2.375" x 13" x 13" (in)



C STONE

60 x 330 x 495 (mm)  
2.375" x 13" x 19.5" (in)





MANOR SLATE 60 PAVERS - WINDSOR GREY







## COLOURS



ASPEN RANGE




EBONY BLACK



QUARRY WHITE



SHALE



SILVERSTONE



WINDSOR GREY

# MANOR SMOOTH 60

With its smooth finish, sleek lines, and rich colour, Manor Smooth 60 is a modern hardscape dream come true. Making your pool deck, walkway, or outdoor living space one to truly admire.

Stone data available on Page 48.

## SIZES



A STONE

60 x 330 x 165 (mm)  
2.375" x 13" x 6.5" (in)



B STONE

60 x 330 x 330 (mm)  
2.375" x 13" x 13" (in)



C STONE

60 x 330 x 495 (mm)  
2.375" x 13" x 19.5" (in)




# PATIO SLAB

Our Patio Slabs, with their traditional brick pattern and easy-to-install nature provide a cost-effective option for a variety of different hardscaping needs.

Stone data available on Page 48.

## COLOURS



ASPEN RANGE



NATURAL



RED

## SIZES



50 x 406 x 406 (mm)  
2" x 16" x 16" (in)







PATIO SLAB - ASPEN RANGE



# PAVING STONES

*From traditional shapes and surface textures to sleek lines and modern surfaces. The choices available in our paving stone collection allows for an endless variety of creative combinations.*

---

*Weather-Resistant  Timeless Patterns  Ageless Textures*







MANOR SLATE 80 - EBONY BLACK

## PAVING STONES

- 18 Manor Slate 80
- 20 Manor Smooth 80
- 22 Parisian
- 24 Pioneer
- 26 Earth Stone
- 27 Terra-Flo









## COLOURS



ASPEN RANGE



EBONY BLACK



SHALE



SILVERSTONE

# MANOR SLATE 80

Inspired from the rich texture of natural cut flagstone, Manor Slate 80 is ideal for driveways, patios and pool decks. Your completed projects will have a natural appearance that combines modern sleek lines with a traditional texture for a timeless installation.

Stone data available on Page 48.

## SIZES



A STONE

80 x 330 x 165 (mm)  
3.125" x 13" x 6.5" (in)



B STONE

80 x 330 x 330 (mm)  
3.125" x 13" x 13" (in)



C STONE

80 x 330 x 495 (mm)  
3.125" x 13" x 19.5" (in)



# MANOR SMOOTH 80


With its smooth finish, sleek lines, and rich colour, Manor Smooth 80 is a modern hardscape dream come true. Making your driveway, pool deck, walkway, or outdoor living space one to truly admire.

Stone data available on Page 49.

## COLOURS




ASPEN RANGE



EBONY BLACK



SHALE



SILVERSTONE

## SIZES



A STONE

80 x 330 x 165 (mm)  
3.125" x 13" x 6.5" (in)



B STONE

80 x 330 x 330 (mm)  
3.125" x 13" x 13" (in)



C STONE

80 x 330 x 495 (mm)  
3.125" x 13" x 19.5" (in)





MANOR SMOOTH 60 PAVERS - CUSTOM BLEND (EBONY BLACK / WINDSOR GREY)







## COLOURS



ASPEN RANGE



BOULDER CREEK



GREYSTONE



TIMBERTRAIL

# PARISIAN

The rich colour and texture of our Parisian pavers bring a luxurious old-world elegance to your hardscaping project. Designed after the famed courtyards of Versailles, this system is a timeless look that has remained popular for centuries world-wide.

Stone data available on Page 49.

## SIZES



**SMALL**

60 x 75 x 152 (mm)  
2.36" x 3" x 6" (in)



**MEDIUM**

60 x 152 x 152 (mm)  
2.36" x 6" x 6" (in)



**LARGE**

60 x 152 x 255 (mm)  
2.36" x 6" x 9" (in)



**EXTRA LARGE**

60 x 225 x 305 (mm)  
2.36" x 9" x 12" (in)



# PIONEER


The timeless and versatile Pioneer collection is modeled after the historic North American clay street pavers. It is an excellent choice for driveways, patios, walkways, and more. Its rich colours and classic rectangular shape make it a popular choice for borders, bandings, and other accents within a hardscaping project.

Stone data available on Page 49.


## COLOURS



EBONY BLACK



GREYSTONE



HARVEST WHEAT (ONLY AVAILABLE IN PIONEER 4X8)



RED ASH (ONLY AVAILABLE IN PIONEER 4X8)




TIMBERTRAIL

## SIZES



PIONEER

60 x 100 x 200 (mm)  
2.36" x 4" x 8" (in)



PIONEER XL

60 x 300 x 300 (mm)  
2.36" x 12" x 12" (in)





PIONEER - GREYSTONE/ PIONEER - EBONY BLACK BANDING



# EARTH STONE

As indicated by its name and design, Earth Stone protects our most valuable asset, the Earth itself. Its intricate design permits rainwater to gradually filter back to the soil to aid in maintaining the control and stabilization of soil erosion while simultaneously allowing plant life to grow naturally through it. Earth Stone is manufactured in singular units making it more manageable and user-friendly during installation.

Stone data available on Page 49.



## COLOUR & SIZE



200 x 387.5 x 100 (mm)  
8" x 15.5" x 4" (in)





# TERRA-FLO

Santerra proudly introduces its eco-friendly, permeable paver: Terra-Flo. Through its intricate design, water is ultimately channeled into the soil sub grade making the pavement 100% permeable. This aids in alleviating issues pertaining to soil erosion and pollutants.

Stone data available on Page 49.

## COLOUR & SIZE




150 x 150 x 81.25 (mm)  
6" x 6" x 3.25" (in)



# RETAINING WALLS

*Our various wall systems unlock an unlimited array of creative possibilities from garden walls, statement pillars, retaining soil, to building vertical features such as grill islands or firepits. Whether you are seeking a look that is sleek and modern or tumbled and rustic, we have the style of wall needed to complete your landscaping project.*

Enduring  Vibrant  Distinct







FORTRESS WALL - ASPEN RANGE

## RETAINING WALLS

- 30 Ravello Wall
- 32 Parkwall
- 34 Fortress Wall
- 36 Rockwood Classic
- 38 Handy Wall









## COLOURS



ASPEN RANGE



EBONY BLACK



SHALE



SILVERSTONE

## RAVELLO WALL

Ravello Wall features a textured face on its four exterior sides and its top. Its random length and distinctive colours make it the perfect choice for any decorative wall, seat wall, courtyard or pillar

Stone data available on Page 50.

## SIZES



**SMALL**

300 x 200 x 100 (mm)  
11.81" x 7.87" x 3.94" (in)

*\*Pillar Unit (packaged separate)*



**MEDIUM**

400 x 200 x 100 (mm)  
15.75" x 7.87" x 3.94" (in)



**LARGE**

500 x 200 x 100 (mm)  
19.69" x 7.87" x 3.94" (in)



**XL**

600 x 200 x 100 (mm)  
23.62" x 7.87" x 3.94" (in)



# PARKWALL

Parkwall is the most innovative, durable, and adaptable wall systems we manufacture, while still managing to be user-friendly during the installation process. The design allows for the flexibility to off-set, in-set, reverse, randomize and create multiple other designs with your wall installation.

Stone data available on Page 50.

## COLOURS



BOULDER CREEK



EBONY BLACK



GREYSTONE



NATURAL



TIMBERTRAIL

## SIZES



STRAIGHT UNIT

200 x 150 x 295 (mm)  
7.87" x 5.9" x 11.61" (in)



TAPERED UNIT

200 x 150 x 295 (mm)  
7.87" x 5.9" x 11.61" (in)



CORNER UNIT

200 x 150 x 295 (mm)  
7.87" x 5.9" x 11.61" (in)



COPING UNIT

300 x 300 x 75 (mm)  
11.81" x 11.81" x 3" (in)











## COLOURS




ASPEN RANGE



BOULDER CREEK



EBONY BLACK



EBONY BLACK SMOOTH



GREYSTONE

## SIZES



100 x 200 x 305 (mm)  
4" x 8" x 12" (in)

# FORTRESS WALL

Fortress Wall is our most versatile wall system. It is ideal for almost any outdoor hardscape installation from seat walls, to grill inserts, garden walls to fire pits, and more. Its modular units allow for a variety of configurations and possibilities.

Stone data available on Page 50.



# ROCKWOOD CLASSIC

Rockwood Classic is a high-performance retaining wall system designed to meet virtually any segmented wall criteria. This award-winning design is the preferred choice of architects, engineers, builders and developers worldwide.

Stone data available on Page 50.

## COLOURS



CEDAR



NATURAL

## SIZES



**CLASSIC STRAIGHT**  
160 x 457 x 305 (mm)  
6" x 18" x 12" (in)



**CAP UNIT**  
F – 100 x 450 x 263 (mm)  
F – 4" x 18" x 10.5" (in)  
R – 100 x 350 x 263 (mm)  
R – 4" x 14" x 10.5" (in)



**CORNER UNIT**  
356 x 152 (mm)  
6" x 14" (in)



**HALF UNIT**  
152 x 229 x 305 (mm)  
6" x 9" x 12" (in)





ROCKWOOD - NATURAL







## COLOURS



BOULDER CREEK



EBONY BLACK



GREYSTONE



HARVEST WHEAT



RED ASH



TIMBERTRAIL

## SIZES



100 x 200 x 200 x 160 (mm)  
4" x 8" x 8" x 6" (in)

# HANDY WALL

The deeply blended colours of Handy Wall gives an ambiance of authentic quarried stone. Its split faced textures on both sides of the tapered unit make it easy to build either straight or curved walls, as well as interior and exterior corners.

Stone data available on Page 51.



# ACCENTS

*Add beauty and definition to your garden, tree surrounds, walkway or driveway. Our quality accent stones are available in various colours and styles and suitable to a wide range of applications.*

---

*Ageless Textures  Bold  Weather-Resistant*







## ACCENTS

- 42 Como Cap
- 43 Tudor Edge
- 44 Bullnose Coping
- 45 Rustic Edge
- 46 Border-Loc



BULLNOSE COPING - WINDSOR GREY



# COMO CAP

The sleek, smooth look of the Como Cap is ideal for wall copings, steps, seating benches, or pool copings.

Stone data available on Page 51.



COMO CAP - QUARRY WHITE / RAVELLO WALL MULTI-LENGTH - EBONY BLACK

## COLOUR & SIZE



SIZE  
76 x 914 x 305 (mm)  
3" x 36" x 12" (in)



EBONY BLACK



QUARRY WHITE





TUDOR EDGE - EBONY BLACK

## COLOUR & SIZE



**SIZE**  
 92 x 92 x 293 (mm)  
 3.62" x 3.62" x 11.53" (in)



ASPEN RANGE



EBONY BLACK



WINDSOR GREY

# TUDOR EDGE

With its slate texture and clean-cut corners, Tudor Edge is an ideal accent for surrounding any driveway, walkway, or landscaping feature.

Stone data available on Page 51.



# BULLNOSE COPING


Santerra's Bullnose paving stone enables beautiful landscapes to be created, right down to the finishing touches. The smooth rear and rounded front profiles of the Bullnose paver provide a quick, functional transition piece for pool surrounds, step treads, and wall copings.

Stone data available on Page 51.



BULLNOSE COPING - WINDSOR GREY


## COLOUR & SIZE



SIZE  
70 x 150 x 300 (mm)  
2.75" x 6" x 12" (in)



ASPEN RANGE




EBONY BLACK



QUARRY WHITE



SILVERSTONE



WINDSOR GREY





RUSTIC EDGE - BOULDER CREEK

## COLOUR & SIZE



**SIZE**  
 100 x 100 x 305 (mm)  
 4" x 4" x 12" (in)



BOULDER CREEK



GREYSTONE



TIMBERTRAIL

# RUSTIC EDGE

Rustic Edge stone provides a natural stone edge that perfectly defines garden borders, tree surrounds, walkways or driveways. It is a simple, elegant accent that will dramatically enhance the appearance of your landscaping project.

Stone data available on Page 51.



# BORDER-LOC

For straight edges of tight corners, Border-loc provides an attractive finishing touch. Its durable construction and graceful simplicity ensure stability and elegance. Border-Loc stones are available in a variety of complimentary colours. Their unique, lightweight design makes them exceptionally easy to install and perfect for surrounds and garden edges.

Stone data available on Page 51.



BORDER-LOC - CHARCOAL

## COLOUR & SIZE



SIZE  
100 x 100 x 305 (mm)  
4" x 4" x 12" (in)



CHARCOAL



NATURAL



SALMON



## ACCESSORIES

---

### PAVER PROTECTOR

---



NATURAL LOOK (IN) SEALER



COLOURS BOOST SEALER



WET LOOK (WL4) SEALER

### CLEANERS

---



PAVER PREP (EFFLORESCENCE) CLEANER



RG+ CONCRETE ADHESIVE



STRUCTURE BOND FOAM ADHESIVE

### POLYMERIC SAND

---



SMART SAND



HP NEXTGEL



NOCO



PRODUCT	STONES	SIZE	SQUARE FEET PER				UNITS PER				PER BUNDLE		LBS PER		
			BUNDLE	LAYER	SECTION	UNIT	BUNDLE	LAYER	SECTION	SQFT	SECTIONS	LAYERS	BUNDLE	LAYER	PIECE
MANOR SMOOTH XL		60 X 494 X 824 (MM) 2.375" X 19.45" X 32.44" (IN)	88	8.76	44	4.38	20	2	10	0.23	2	10	2410	241	120.5
MANOR SLATE 60		MIXED PACK	99	12.37	—	—	—	—	—	—	—	8	2580	322.5	—
	A	60 X 330 X 165 (MM) 2.375" X 13" X 6.5" (IN)	18.88	2.36	—	0.59	32	4	—	1.7	—	—	—	—	—
	B	60 X 330 X 330 (MM) 2.375" X 13" X 13" (IN)	37.44	4.68	—	1.17	32	4	—	0.85	—	—	—	—	—
	C	60 X 330 X 495 (MM) 2.375" X 13" X 19.5" (IN)	42.24	5.28	—	1.76	24	3	—	0.57	—	—	—	—	—
MANOR SMOOTH 60		MIXED PACK	99	12.37	—	—	—	—	—	—	—	8	2580	322.5	—
	A	60 X 330 X 165 (MM) 2.375" X 13" X 6.5" (IN)	18.88	2.36	—	0.59	32	4	—	1.7	—	—	—	—	—
	B	60 X 330 X 330 (MM) 2.375" X 13" X 13" (IN)	37.44	4.68	—	1.17	32	4	—	0.85	—	—	—	—	—
	C	60 X 330 X 495 (MM) 2.375" X 13" X 19.5" (IN)	42.24	5.28	—	1.76	24	3	—	0.57	—	—	—	—	—
PATIO SLAB		50 X 406 X 406 (MM) 2" X 16"X 16" (IN)	107	10.7	35.6	1.78	60	6	20	0.56	3	10	2300	230	38.3
MANOR SLATE 80		MIXED PACK	87	12.37	—	—	—	—	—	—	—	7	3010	430	—
	A	80 X 330 X 165 (MM) 3.125" X 13" X 6.5" (IN)	16.82	2.36	—	0.59	28	4	—	1.7	—	—	—	—	—
	B	80 X 330 X 330 (MM) 3.125" X 13" X 13" (IN)	32.96	4.68	—	1.17	28	4	—	0.85	—	—	—	—	—
	C	80 X 330 X 495 (MM) 3.125" X 13" X 19.5" (IN)	36.96	5.28	—	1.76	21	3	—	0.57	—	—	—	—	—



PRODUCT	STONES	SIZE	SQUARE FEET PER				UNITS PER				PER BUNDLE		LBS PER		
			BUNDLE	LAYER	SECTION	UNIT	BUNDLE	LAYER	SECTION	SQFT	SECTIONS	LAYERS	BUNDLE	LAYER	PIECE
MANOR SMOOTH 80		MIXED PACK	87	12.37	—	—	—	—	—	—	—	7	3010	430	—
	A	80 X 330 X 165 (MM) 3.125" X 13" X 6.5" (IN)	16.82	2.36	—	0.59	28	4	—	1.7	—	—	—	—	—
	B	80 X 330 X 330 (MM) 3.125" X 13" X 13" (IN)	32.96	4.68	—	1.17	28	4	—	0.85	—	—	—	—	—
	C	80 X 330 X 495 (MM) 3.125" X 13" X 19.5" (IN)	36.96	5.28	—	1.76	21	3	—	0.57	—	—	—	—	—
PARISIAN SM/MED		MIXED PACK	95	10.56	13.5	—	—	—	—	—	7	9	2646	294	—
	SMALL	60 X 75 X 152 (MM) 2.36" X 3" X 6" (IN)	15.75	1.75	2.25	0.125	126	14	18	8	—	—	—	—	—
	MEDIUM	60 X 152 X 152 (MM) 2.36" X 6" X 6" (IN)	78.75	8.75	11.25	0.25	315	35	45	4	—	—	—	—	—
PARISIAN LARGE		60 X 152 X 255 (MM) 2.36" X 6" X 9" (IN)	98	10.89	19.6	0.375	270	30	54	2.7	5	9	2970	330	11
PARISIAN XL		60 X 225 X 305 (MM) 2.36" X 9" X 12" (IN)	96	12	24	0.75	128	16	32	1.35	4	8	2593	324	20.26
PIONEER		60 X 100 X 200 (MM) 2.36" X 4" X 8" (IN)	103	10.3	17	0.22	480	48	80	4.5	6	10	3090	309	6.44
PIONEER XL		60 X 300 X 300 (MM) 2.36" X 12" X 12" (IN)	96	12	24	1	96	12	24	24	4	8	2736	342	28.5
EARTH STONE		200 X 387.5 X 100 (MM) 8" X 15.5" X 4" (IN)	77.5	12.9	15.5	0.86	90	15	30	1.16	3	6	2160	360	24
TERRA-FLO		150 X 150 X 81.25 (MM) 6" X 6" X 3.25" (IN)	84	10.5	12	0.25	336	42	48	4	7	8	3158	394.75	9.4



PRODUCT	STONES	SIZE	FACE FEET PER		LINEAR FEET PER		UNITS PER				PER BUNDLE		LBS PER		
			BUNDLE	UNIT	BUNDLE	UNIT	BUNDLE	LAYER	SECTION	FACE FOOT	SECTIONS	LAYERS	BUNDLE	LAYER	UNIT
RAVELLO WALL PILLAR UNIT		300 X 200 X 100 (MM) 11.81" X 7.87" X 3.94" (IN)	28.8	0.32	88.56	0.984	90	15	18	3.09	5	6	2400	400	26.6
RAVELLO WALL MULTI-LENGTH		MIXED PACK	30	–	88.62	–	60	10	–	5	–	6	2490	415	–
	SMALL	300 X 200 X 100 (MM) 11.81" X 7.87" X 3.94" (IN)	5.76	0.32	17.76	0.98	18	–	–	3.09	–	–	–	–	–
	MEDIUM	400 X 200 X 100 (MM) 15.75" X 7.87" X 3.94" (IN)	5.15	0.43	15.72	1.31	12	–	–	2.32	–	–	–	–	–
	LARGE	500 X 200 X 100 (MM) 19.69" X 7.87" X 3.94" (IN)	6.5	0.54	19.68	1.64	12	–	–	1.86	–	–	–	–	–
	XL	600 X 200 X 100 (MM) 23.62" X 7.87" X 3.94" (IN)	11.84	0.65	35.46	1.97	18	–	–	1.55	–	–	–	–	–
PARKWALL	STRAIGHT	200 X 150 X 295 (MM) 7.87" X 5.9" X 11.61" (IN)	20	0.34	40	0.67	60	20	15	3	4	3	2580	860	43
	TAPERED	200 X 150 X 295 (MM) 7.87" X 5.9" X 11.61" (IN)	20	0.34	40	0.67	60	20	15	3	4	3	2460	820	41
	CORNER	200 X 150 X 295 (MM) 7.87" X 5.9" X 11.61" (IN)	–	–	15.75/23.23	.66/.97	36	18	–	–	–	2	1720	860	47.7
	COPING	300 X 300 X 75 (MM) 11.81" X 11.81" X 3" (IN)	–	–	84	1	84	–	21	–	4	7	2814	402	33.5
FORTRESS WALL		100 X 200 X 305 (MM) 4" X 8" X 12" (IN)	64	0.33	96	1	96	16	24	1.3	4	6	3072	512	32
ROCKWOOD	6" CLASSIC	160 X 457 X 305 (MM) 6" X 18" X 12" (IN)	34	0.75	67.5	1.5	45	9	15	1.25	3	5	2610	522	58
	6" HALF	152 X 229 X 305 (MM) 6" X 9" X 12" (IN)	34	0.375	67.5	0.75	90	18	15	2.6	3	5	2610	522	29
	6" CORNER	356 X 152 (MM) 6" X 14" (IN)	24	–	49	1.16	42	8	–	2.6	3	5	1245	249	29.6
	4" CAP	F – 100 X 450 X 263 (MM) F – 4" X 18" X 10.5" (IN)	30	0.45	75	1.33	56	8	21	1.92	2	7	3024	432	54
		R – 100 X 350 X 263 (MM) R – 4" X 14" X 10.5" (IN)													



PRODUCT	STONES	SIZE	FACE FEET PER		LINEAR FEET PER		UNITS PER				PER BUNDLE		LBS PER		
			BUNDLE	UNIT	BUNDLE	UNIT	BUNDLE	LAYER	SECTION	FACE FOOT	SECTIONS	LAYERS	BUNDLE	LAYER	UNIT
HANDY WALL		100 X 200 X 200 X 160 (MM) 4" X 8 " X 8" X 6" (IN)	26 @ 8" DIM 20 @ 6" DIM	.22 @ 8" DIM .17 @ 6" DIM	70	0.58	120	20	24	5 @ 8" DIM 6 @ 6" DIM	5	6	2280	380	19
COMO CAP		76 X 914 X 305 (MM) 3" X 36" X 12" (IN)	18	0.75	72	3	24	–	–	1.33	3	8	2240	280	93.3
TUDOR EDGE		92 X 92 X 293 (MM) 3.62" X 3.62" X 11.53" (IN)	–	–	200	1	200	40	50	–	4	5	2600	520	13
BULLNOSE COPING		70 X 150 X 300 (MM) 2.75" X 6" X 12" (IN)	–	–	80	0.5	160	40	40	2	4	4	2560	640	16
RUSTIC EDGE		100 X 100 X 305 (MM) 4" X 4" X 12" (IN)	–	–	192	1	192	32	48	–	4	6	3072	512	16
BORDER-LOC		100 X 100 X 305 (MM) 4" X 4" X 12" (IN)	–	–	162	1	162	27	54	–	3	6	2430	405	15

## QUALITY ASSURANCE & LIFETIME GUARANTEE

All products manufactured by Santerra Stonecraft are subject to high standards of quality set forth in its program for quality assurance. Santerra Stonecraft provides a Lifetime Guarantee on any of its manufactured concrete products experiencing problems with structural integrity and strength when used in residential applications. Installation procedures must be according to the design and installation methodology prescribed by the ICPI for the guarantee to be in effect. Issues due to efflorescence and colours variance are not structural deficiencies and therefore will not warrant coverage by this guarantee. Transportation and additional labour costs that may be incurred will not be acknowledged.







5115 RHODES DR., WINDSOR, ON N8N 2M1 CANADA

PHONE 519-944-7737 | FAX 519-944-0314 | TOLL FREE 1-888-369-3449

7885 HOWARD AVE., AMHERSTBURG, ON N0R 1J0 CANADA

PHONE 519-726-5444 | FAX 519-726-5671 | TOLL FREE 1-800-771-0658

[SANTERRASTONECRAFT.COM](http://SANTERRASTONECRAFT.COM)

