



PARKWALL



BOULDER CREEK



EBONY BLACK



GREYSTONE



NATURAL



TIMBERTRAIL

PARKWALL

PRODUCT SPECIFICATIONS



STRAIGHT UNIT

200 x 150 x 295 (mm)
7.87" x 5.9" x 11.61" (in)



TAPERED UNIT

200 x 150 x 295 (mm)
7.87" x 5.9" x 11.61" (in)



CORNER UNIT

200 x 150 x 295 (mm)
7.87" x 5.90" x 3.94" (in)



COPING UNIT


300 x 300 x 75 (mm)
11.81" x 11.81" x 3" (in)

4 UNIT RANDOM BUNDLE

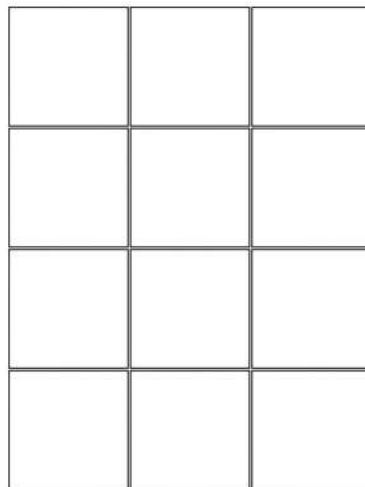
PRODUCT DATA

PRODUCT	STONES	SIZE	FACE FEET PER		LINEAR FEET PER		UNITS PER				PER BUNDLE		LBS PER		
			BUNDLE	UNIT	BUNDLE	UNIT	BUNDLE	LAYER	SECTION	FACE FOOT	SECTIONS	LAYERS	BUNDLE	LAYER	UNIT
PARKWALL	STRAIGHT	200 X 150 X 295 (MM) 7.87" X 5.9" X 11.61" (IN)	20	0.34	40	0.67	60	20	15	3	4	3	2580	860	43
	TAPERED	200 X 150 X 295 (MM) 7.87" X 5.9" X 11.61" (IN)	20	0.34	40	0.67	60	20	15	3	4	3	2460	820	41
	CORNER	200 X 150 X 295 (MM) 7.87" X 5.9" X 11.61" (IN)			15.75/ 23.23	0.66/ 0.97	36	18				2	1720	860	47.7
	COPING	300 X 300 X 75 (MM) 11.81" X 11.81" X 3" (IN)			84	1	84		21		4	7	2814	402	33.5

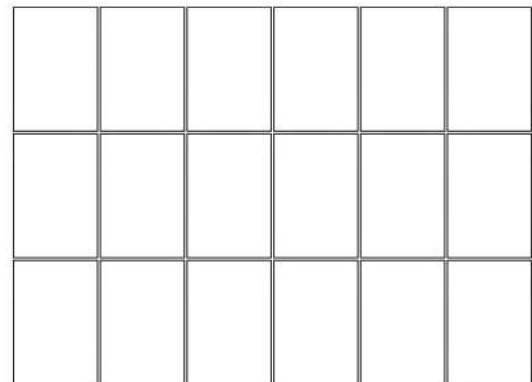
BUNDLE OVERVIEW



STRAIGHT/TAPERED UNIT



COPING UNIT



CORNER UNIT