






Manor Smooth Windsor Grey




Aspen Range




Ebony Black




Quarry White



Shale



Silverstone



Windsor Grey



A STONE

6.5"W x 13"L

165mm x 330mm



B STONE

13"W x 13"L

330mm x 330mm



C STONE

13"W x 19.5"L

330mm x 495mm

3 UNIT RANDOM BUNDLE

PACKAGING SPECIFICATIONS

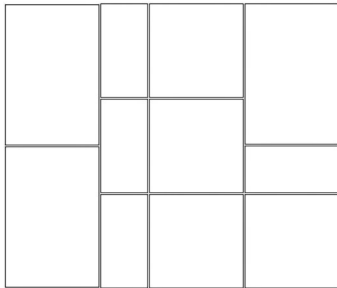
Manor Smooth 60mm	Per Full Pallet				Per Layer			Sq.Ft/Pc	Pcs/Sq.Ft.
	Sq.Ft.	Pieces	Layers	Weight	Sq.Ft.	Pieces	Weight		
Random Bundle	99		8	2580-lbs	12.37		322.5-lbs		
A Stone	18.88	32			2.36	4		0.59	1.7
B Stone	37.44	32			4.68	4		1.17	0.85
C Stone	42.24	24			5.28	3		1.76	0.57

RECOMMENDED USES






Product	Thickness	Size	Pool Deck	Patio/ Walkway	Vehicular Traffic	Plate Tamper	Permeable
Manor Smooth 60	60mm	Random Bundle	<input checked="" type="checkbox"/>	<input checked="" type="checkbox"/>			

PALLET OVERVIEW



Random Bundle

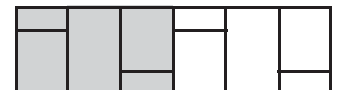
LAYING PATTERNS



13" Soldier Course



19.5" Soldier Course



All Santerra Stonecraft products fully meet or exceed the latest version of CSA A231.2, ASTM C936, ASTM C1372 or ASTM C1782 as applicable to the specific product and area of sale.