





Manor Smooth Windsor Grey with Ebony Border



Aspen Range



Ebony Black



Shale



Silverstone



**A STONE**

6.5"W x 13"L

165mm x 330mm



**B STONE**

13"W x 13"L

330mm x 330mm



**C STONE**

13"W x 19.5"L

330mm x 495mm

**3 UNIT RANDOM BUNDLE**

### PACKAGING SPECIFICATIONS


Manor Smooth 80mm	Per Full Pallet				Per Layer			Sq.Ft/Pc	Pcs/Sq.Ft.
	Sq.Ft.	Pieces	Layers	Weight	Sq.Ft.	Pieces	Weight		
<b>Random Bundle</b>	<b>87</b>		<b>7</b>	<b>3010-lbs</b>	<b>12.37</b>		<b>430-lbs</b>		
A Stone	16.82	28			2.36	4		0.59	1.7
B Stone	32.96	28			4.68	4		1.17	0.85
C Stone	36.96	21			5.28	3		1.76	0.57

### RECOMMENDED USES






Product	Thickness	Size	Pool Deck	Patio/ Walkway	Vehicular Traffic	Plate Tamper	Permeable
Manor Smooth 80	80mm	Random Bundle	<input checked="" type="checkbox"/>	<input checked="" type="checkbox"/>	<input checked="" type="checkbox"/>	<input checked="" type="checkbox"/>	

### PALLET OVERVIEW



Random Bundle

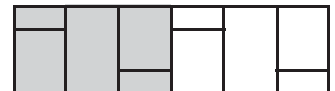
### LAYING PATTERNS



13" Soldier Course



19.5" Soldier Course



All Santerra Stonecraft products fully meet or exceed the latest version of CSA A231.2, ASTM C936, ASTM C1372 or ASTM C1782 as applicable to the specific product and area of sale.